



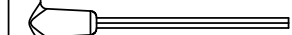
Old Country Store

Model: CKJ147

- ___ (1) Hardware pack
- ___ (2) Sideframes
- ___ (2) Rocker bottoms
- ___ (1) Back insert
- ___ (1) Seat insert
- ___ (1) Seat frame
- ___ (2) Long braces
- ___ (1) Short brace
- ___ (1) Head piece

TOOLS NEEDED

4mm Hex Key, Allen, T-handle
(INCLUDED)

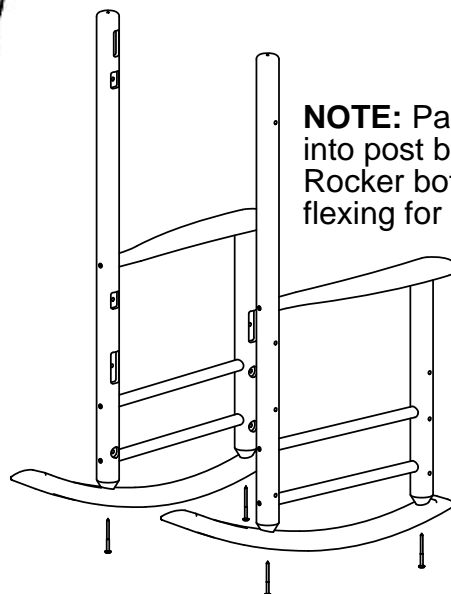


4mm Hex key for drill:
INCLUDED



Step 1

Attach rocker bottoms to sideframes using (4) .27x3 wafer screws.

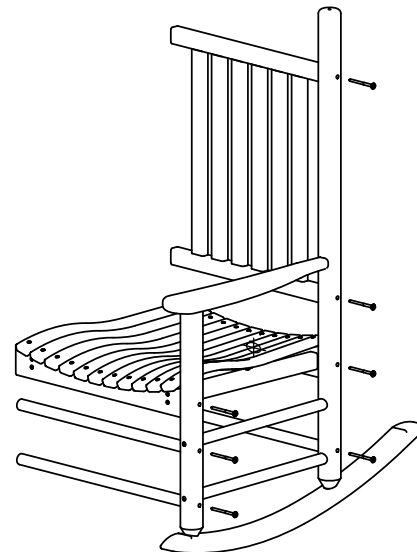


NOTE: Partially thread both screws into post before tightening. Rocker bottoms may require some flexing for proper fit.

Step 2

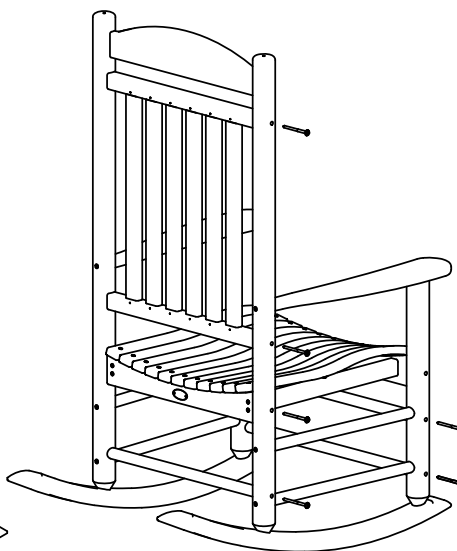
Attach long braces, short brace, seat frame and back frame to one of the sideframes using (7) .27x3 wafer screws.

Note: front of seat is wider



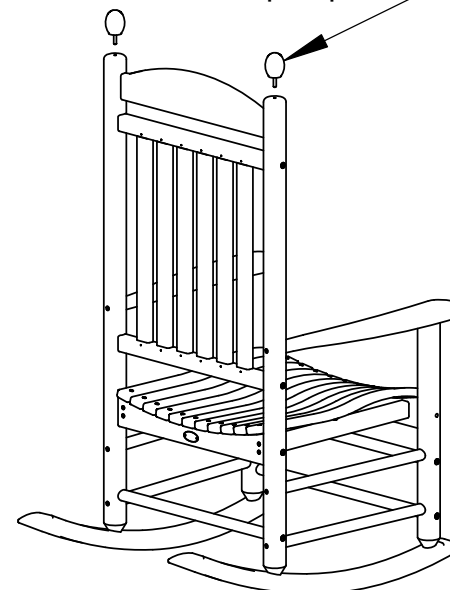
Step 3

Insert head piece into top of post
Repeat step 2 on other side



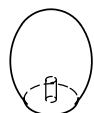
Step 4

Attach finials to top of post



Qty. Description

2



Finial w/dowel screw

18



.273 X 3 SOCKET WAFER A