


IMPORTANT: READ CAREFULLY BEFORE BEGINNING

1. Do not tighten bolts until fully assembled.
2. Recessed holes to face outward.
3. Insert bolts with washer and secure with washer and nut.
4. Pre-checked side must always face downward or inward.

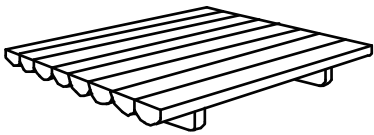


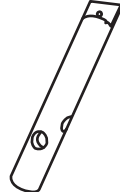
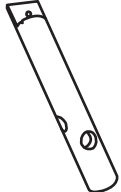




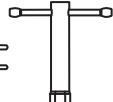
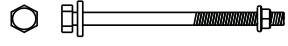

Aspen
SERIES™

END TABLE

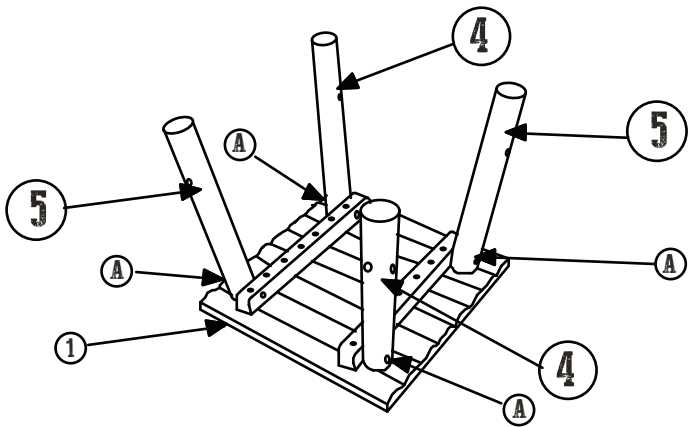
ITEM # TX 93702 & TX 95152



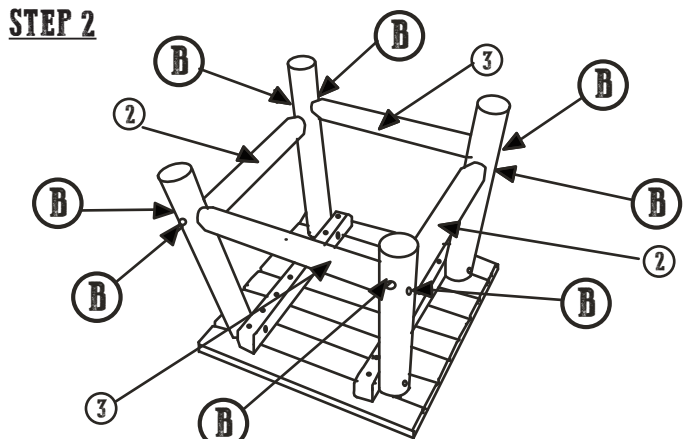
Power tools are not recommended while assembling this product.

PARTS AND HARDWARE LIST			
① TABLE TOP		② SHORT SUPPORT BEAM	
			
1pc		2pcs	
③ LONG SUPPORT BEAM	④ TABLE LEG	⑤ TABLE LEG	
			
2pcs	2pcs	2pcs	
Tools Required for Assembly	Tools Included	A M08-11	B S04-4
 Mallet  Socket & Wrench 13mm  Phillips Screwdriver	 Wrench  Screwdriver	 NUT & BOLT 4pcs	 SCREW 8pcs

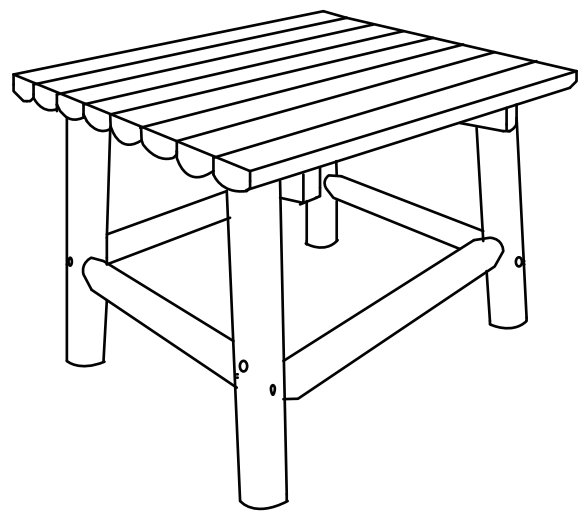
STEP 1 Keep all Nuts & Bolts loose during assembly



STEP 2



STEP 3



Tighten all screws last.

Congratulations on your assembly!

Limited Warranty and Care Instructions

LIMITED ONE YEAR WARRANTY (NON-TRANSFERABLE)

This product is covered under United General Supply's (UGS) one (1) year limited warranty. To the original purchaser of this piece of furniture, cooler or accessory; UGS warrants that it will be free from defects in material and workmanship for up to one year from the date of purchase under normal use and proper care.

Replacement of defective or missing parts will be sent at no charge to the customer for a period of 30 days from the date of purchase. UGS will no longer be responsible for missing parts or hardware 30 days after date of purchase. Freight, packaging, labor or material charges to and from our customer service center is not covered under the warranty and is therefore the customer's responsibility.

The limited warranty does not cover this piece of furniture, cooler or accessory for commercial purposes, abusive use, damage by modification, freeze damage, rust, fading and issues caused by improper care.

For minor defects or missing parts/hardware, please contact customer service immediately upon purchase. Please do not return product to the store unless the product is irreparable. A customer service agent may help determine whether the damage is repairable and will provide further instructions.

For returns and refunds, please refer to your local store return policy with proof of purchase.

Proof of purchase (dated register receipt) will be required for warranty claims.

PROPER CARE INSTRUCTIONS

If left untreated, wood will naturally weather. During long periods of non-use, store furniture or cooler in covered and dry place. For the least maintenance, place your furniture, cooler, or accessory under a covered area.

To preserve and maintain the original finish of this cooler/furniture, a natural tung/linseed/Danish oil (with stain), which can be found at your local hardware store, should be applied. Please note the cooler/furniture has been stained and oiled before being packaged. If the wood is not maintained, the wood will naturally grey in color.

Remove the cooler/furniture completely from sunlight prior to applying oil. Apply generously and remove any excess oil with cloth.

For all painted wood finish products, we recommend that you use a latex based paint the matching color. Before painting, a light sanding with a fine grit sandpaper might be necessary to prep your product for a new paint coating.

Customer Service may be reached Monday through Friday from 9:00a.m. to 5:00p.m. CST.

HELP@UGSCO.COM OR 1-877-87LEIGH (53444)



DISTRIBUTED BY:
UNITED GENERAL SUPPLY CO., INC.
HOUSTON, TX 77036

www.LeighCountry.com