



AMERICAN MADE FURNITURE

CONTEMPORARY COFFEE TABLE WITH SHELF



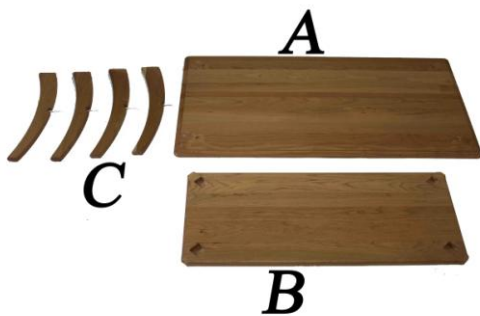
Thank you for purchasing our Contemporary Coffee Table with Shelf. Assembly of this product requires a Phillips screwdriver and a 7/16" wrench.

STEP 1

Read through these instructions thoroughly. We have found this to be of great value when first assembling this product.

STEP 2

Remove all parts and hardware from packing material. Place wooden parts on non-abrasive surface (like carpet or carton) to prevent damage to finish. Identify all parts using diagram at right.



Parts

- (A) Top
- (B) Shelf
- (C) Legs

STEP 3

Identify and count hardware using diagram at right.

Assembly of this product requires a Phillips screwdriver and a 7/16" wrench.

(4) *Metal Brackets*

(4) *1 1/2" #8 Screws*

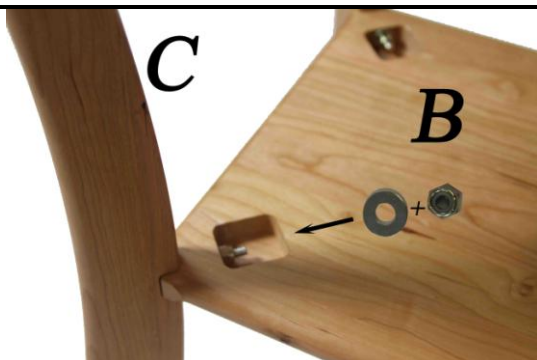
(8) *1/2" #8 Screws*

(4) *Washers*

(4) *Lock Nuts*

STEP 4

Attach Leg (C) to Shelf (B) by threading attached hanger bolt on Leg (C) through countersunk hole in edge of Shelf (B) as shown on right. Use washer and lock nut to secure with 7/16" wrench. Repeat this step until all four legs have been attached.

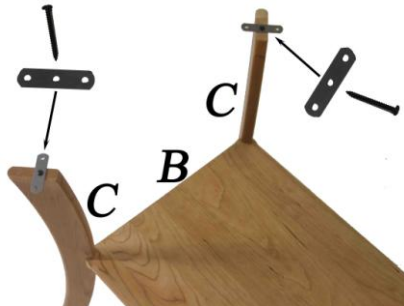


STEP 5

Turn assembled Legs (C) and Shelf (B) upright so that holes in the ends of each Leg (C) are facing up.

STEP 6

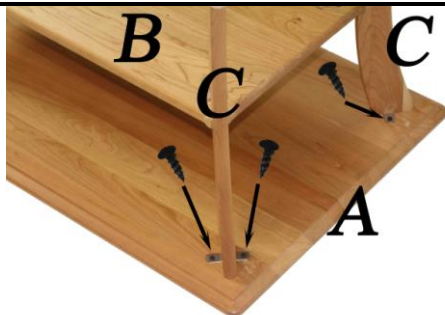
Attach Metal Bracket to the top of Legs (C) by inserting one 2" #8 screw through center hole of Metal Bracket, and into predrilled hole in the top of Leg (C). Repeat for each Leg (C) as shown on right.



Note: Ensure each Metal Bracket sits at a 90-degree angle on the Leg (C) before fully tightening the screw. Refer to the photo to the right for the proper placement of the Metal Bracket.

STEP 7

Place Top (A) face down on non-abrasive surface (carpet or carton) so that the inlays and holes are facing up as shown in photo to the right. Assemble unit by placing attached Metal Bracket on Legs (C) face down. Secure with 1/2" #8 screws in allotted predrilled holes.



CARE

Dust as needed with soft cloth. Clean with damp cloth and mild solution of dish soap. Polish with soft cloth and polish that contains no pigment or silicone.



AMERICAN MADE FURNITURE

www.manchesterwood.com

Product Support 1-800-660-6930
