



AMERICAN MADE FURNITURE

MISSION BOOKCASE



Thank you for purchasing our Mission Bookcase. Assembly of this product requires the use of a Phillips screwdriver and hammer. We have found it helpful to have second person assist with assembly.

STEP 1


Read through these instructions thoroughly before beginning assembly. We have found this to be of great value when first assembling this product.

STEP 2

Remove all parts and hardware from packing material. Wooden pieces should be placed on a non-abrasive surface (like the carton or carpet) to prevent damage to the finish.

STEP 3

Identify all parts using diagram at right



PARTS

- (1) Top Surface (A)
- (2) Side Assembly (B)
- (2) Adjustable Shelves (C)
- (2) Fixed Shelves (D)

STEP 4

Identify and count hardware using diagram at right.

NOTE: Anti-tipping hardware packet is also included as an added safety option

(8) Wood Pins



(12) Wood Plugs

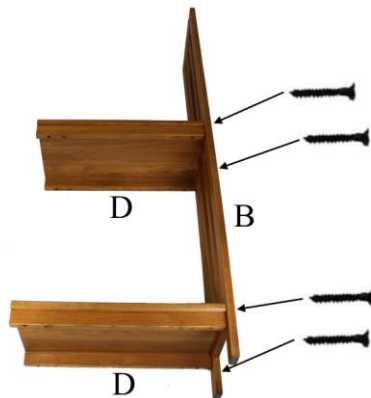


(12) 1 1/4" Screw



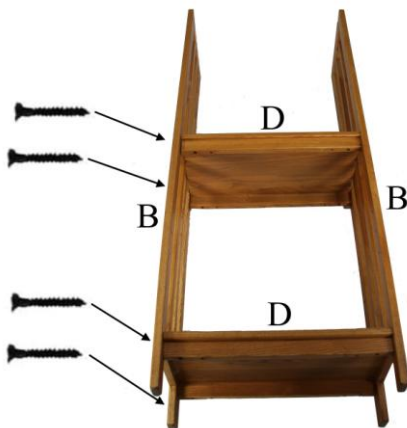
STEP 5

Align Side Assembly (B) with 1st Fixed Shelf (D) so that the predrilled holes on the corners of the legs are facing in towards the center of Shelves. The diagram to the right shows the proper placement. A second persons assistance would be recommended to hold shelving (D). Once complete, move onto 2nd Fixed Shelf (D), and proceed with same steps.



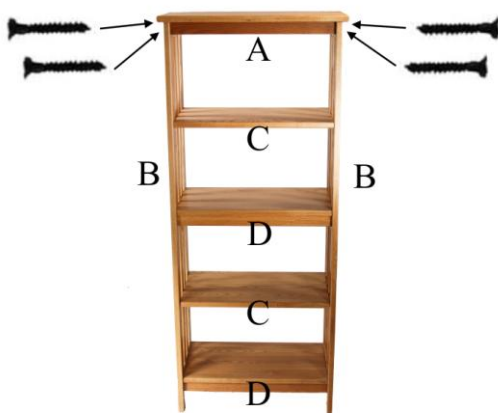
STEP 6

Align 2nd Side Assembly (B) and complete same procedure as STEP 5.



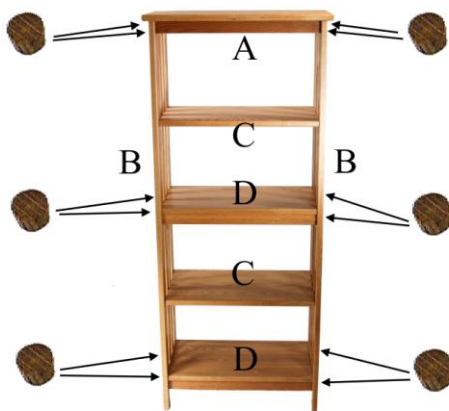
STEP 7

Place Top Surface (A) as shown so that holes in Side Assemblies (B) line up with holes in the corner brackets of Top Surface (A). Fully tighten screws so the Top Surface and Side Assemblies are fastened.



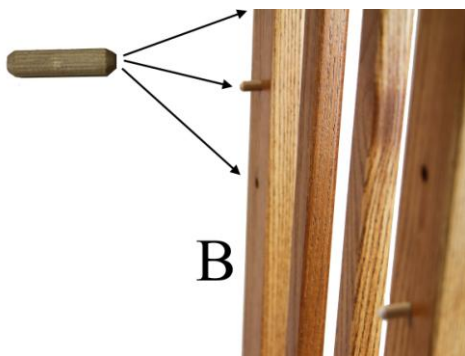
STEP 8

Tap Wooden Plugs into holes with hammer to conceal screws.



STEP 9

Now you can stand unit upright, and place Wood Pins into Adjustable Shelving (C) holes on Side Assembly (B). You have three options for your preferred height.



CARE

Dust as needed with a soft cloth. Clean with damp cloth and mild solution of dish soap. Polish with soft cloth and polish that contains no pigments or silicone.



AMERICAN MADE FURNITURE
www.manchesterwood.com

Product Support 1-800-660-6930
