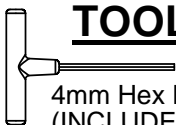




Model: CKK147

- ___ (1) Hardware pack
- ___ (2) Sideframes
- ___ (2) Rocker bottoms
- ___ (1) Back insert
- ___ (1) Seat insert
- ___ (1) Seat frame
- ___ (2) Long braces
- ___ (1) Short brace
- ___ (1) Head piece

TOOLS NEEDED

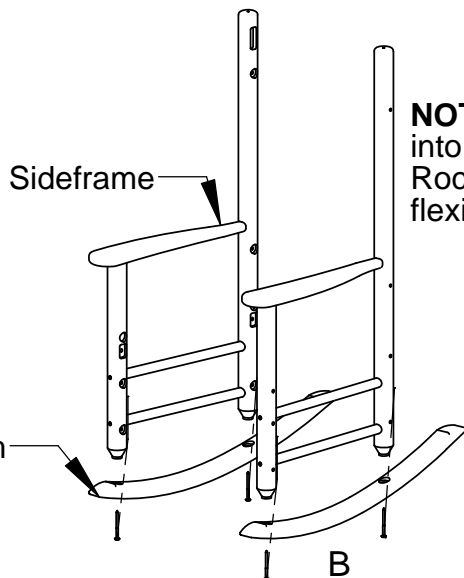


4mm Hex Key, Allen, T-handle
(INCLUDED)

4mm Hex Key for Drill: (INCLUDED)

Step 1

Attach rocker bottoms to sideframes using (4) .27x3 wafer screws.

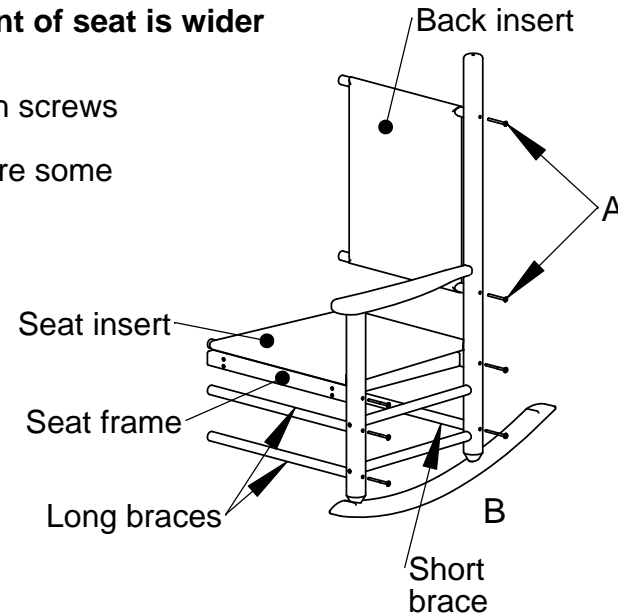


NOTE: Partialy thread both screws into post before tightening.
Rocker bottoms may require some flexing for proper fit.

Step 2

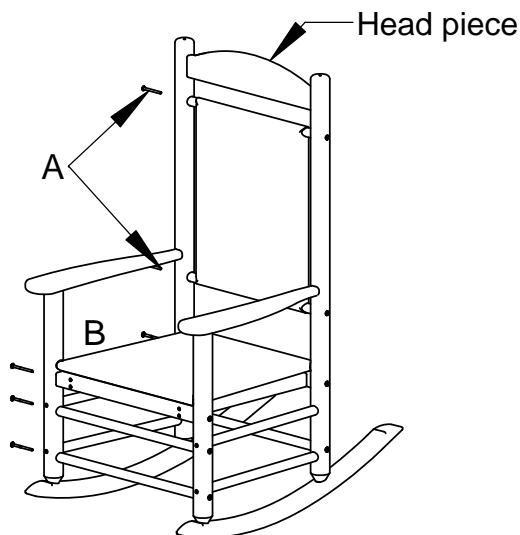
Attach long braces, short braces, seat frame and seat insert to one of the sideframes using (5) .27x3" chair screws. Attach back insert to sideframe using (2) 2½" chair bolts.

Note: Front of seat is wider



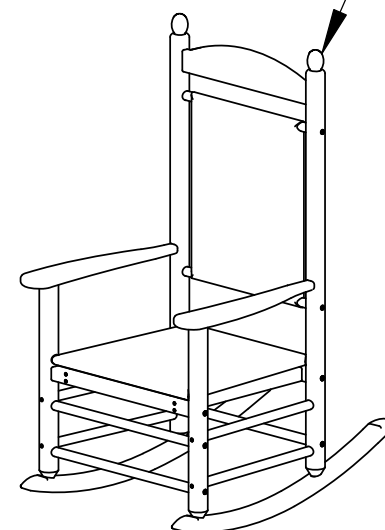
Step 3

Insert head piece into top of post
Repeat step 2 on other side

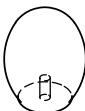



Step 4

Attach finials to top of post



Qty. Description

2	 Finial w/dowel screw
4	A - 1/4-20 X 2-1/2 WAFER SHCS 
14	B - .273 X 3 SOCKET WAFER A 